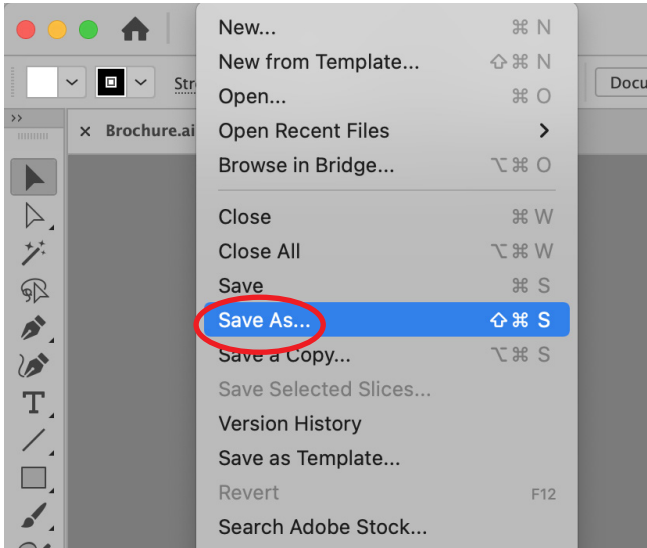


How to Save an Illustrator File as a PDF File

Open Illustrator file.

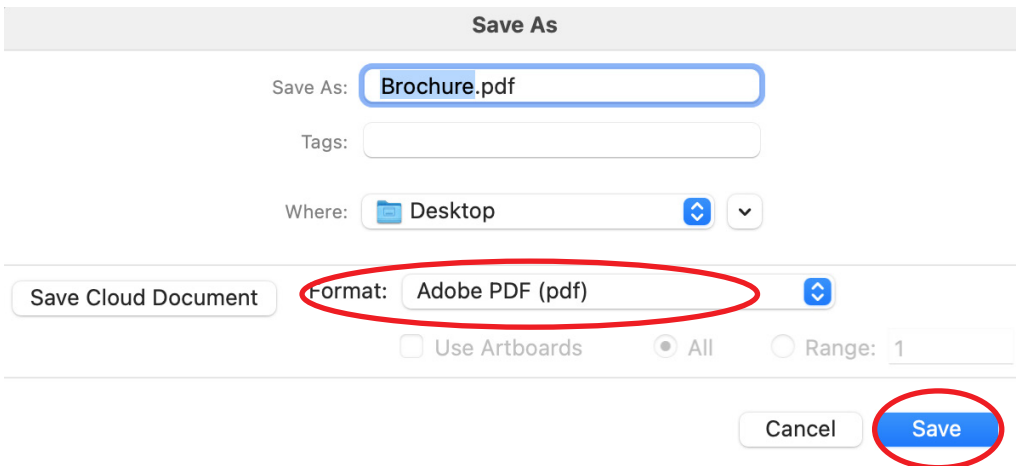
It is extremely important that you have all colors, graphics and images extended .125" beyond page edge on all pages!

Click on **File** then click on **Export**.

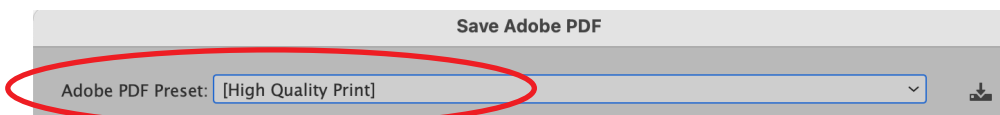


Choose where you want to save your file.

Change **Format:** to **Adobe PDF (pdf)** then click on **Save**.



Change Adobe PDF Preset: to **[High Quality Print]**.



This is a good starting point for the rest of the settings.

Follow the screenshot for the settings needed in the first 6 sections of the PDF settings box.

Standard: None Compatibility: Acrobat 7 (PDF 1.6)

General

Description: [Based on 'HPG Print Crops and Bleeds .125 WF - NB'] [Based on 'HPG Print Crops and Bleeds'] Use these settings to create Adobe PDF documents for quality printing on desktop printers and proofers. Created PDF documents can be opened with Acrobat and Adobe Reader 5.0 and later.

Options

- ☒ Preserve Illustrator Editing Capabilities
- ☐ Embed Page Thumbnails
- ☒ Optimize for Fast Web View
- ☐ View PDF after Saving
- ☒ Create Acrobat Layers from Top-Level Layers

Cancel Save PDF

Standard: None Compatibility: Acrobat 7 (PDF 1.6)

Compression

Color Bitmap Images

Bicubic Downsampling To: 800 ppi for images above 800 ppi

Compression: Automatic (JPEG) Tile Size: 256 pixels

Image Quality: Maximum

Grayscale Bitmap Images

Bicubic Downsampling To: 800 ppi for images above 800 ppi

Compression: Automatic (JPEG) Tile Size: 256 pixels

Image Quality: Maximum

Monochrome Bitmap Images

Bicubic Downsampling To: 1800 ppi for images above 1800 ppi

Compression: CCITT Group 4

☒ Compress Text and Line Art

Cancel Save PDF

Standard: None Compatibility: Acrobat 7 (PDF 1.6)

Marks and Bleeds

Marks

- ☒ All Printer's Marks
 - ☒ Trim Marks Printer Mark Type: Roman
 - ☐ Registration Marks Trim Mark Weight: 0.25 pt
 - ☐ Color Bars Offset: 0.125 in
 - ☐ Page Information

Bleeds

☐ Use Document Bleed Settings

Top: 0.125 in Left: 0.125 in

Bottom: 0.125 in Right: 0.125 in

Cancel Save PDF

Standard: None Compatibility: Acrobat 7 (PDF 1.6)

Output

Color

Color Conversion: No Conversion

Destination: N/A

Profile Inclusion Policy: Include Tagged Source Profiles

PDF/X

Output Intent Profile Name: N/A

Output Condition Name:

Output Condition Identifier:

Registry Name:

☐ Mark as Trapped

Description

Cancel Save PDF

Standard: None Compatibility: Acrobat 7 (PDF 1.6)

Advanced

Fonts

Subset fonts when percent of characters used is less than: 100%

① All fonts with appropriate embedding bits will be embedded.

Overprint and Transparency Flatten Options (PDF 1.3 Only)

Overprints: Preserve

Preset: [Medium Resolution] Custom...

Cancel Save PDF

Standard: None Compatibility: Acrobat 7 (PDF 1.6)

Security

Encryption Level: High (128-bit AES) - Acrobat 7 and later

☐ Require a password to open the document

Document Open Password:

① When set, this password is required to open the document.

☐ Use a password to restrict editing Security and Permissions settings

Permissions Password:

① This password is required to open the document in PDF editing applications.

Acrobat Permissions

Printing Allowed: High Resolution

Changes Allowed: Any except extracting of pages

- ☒ Enable copying of text, images, and other content
- ☒ Enable text access of screen reader devices for the visually impaired
- ☐ Enable plaintext metadata

Cancel Save PDF

Once all settings match above, click **Save PDF**.